

TRAM 25W & 35W LED DIMMABLE TRACK SPOT

This high quality contemporary look LED track spot is specifically designed to replace traditional metal halide fittings. Without buzzing or humming often associated with MH and with the added feature of being manually dimmable these fittings are particularly suited to retail applications and will make substantial energy and maintenance cost savings.



Applications:

- Museum displays
- Bedrooms
- Shop window and Gondola displays
- Restaurants
- Hotels & pubs
- Showrooms
- Entertainment venues
- Hairdressers & salons

Construction:

Powder coated aluminium housing
 Polycarbonate lens, silver reflector and cover
 Polycarbonate Mechanical/Electrical track adapter
 FR-4 laminate PCB

Features:

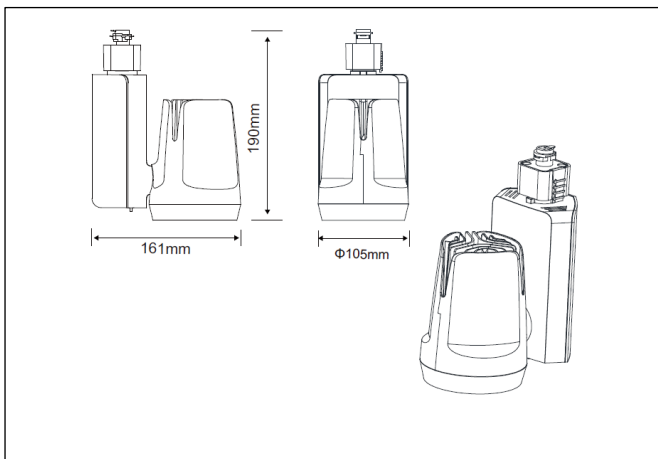
- Contemporary design die-cast aluminium main body with integrated heat sink fins
- Compatible with Robus and many other single circuit tracks
- Adjustable head with large horizontal and vertical rotation
- High quality CREE COB LED
- Manually dimmable driver down to 10% via potentiometer mounted on fitting
- Solid state technology
- Timeclock, microwave, PIR and/or photocell switchable
- Available in neutral white colour temperature of 4,000 Kelvin with high CRI of ≥ 80
- 35W version also available in 3000K
- No ultra-violet or infra-red emitted in the light beam
- Wide operating temperature range

Benefits:

- Modern looking attractive aesthetic
- Quality feel and finish
- Provides excellent heat dissipation for the LED's for longer life
- This stylish spot can run alongside other manufacturers fittings
- Fitting can quick and easily moved to another track position
- The fitting can be aimed at specific areas or display items
- The items to be illuminated aren't required to be immediately below the fitting
- Direction of light can quickly and easily be changed to accommodate change of display position
- High lumen output with little depreciation over time
- Stable colour temperature without colour shift
- Low power consumption
- High efficacy
- Long rated LED life
- Light output can be reduced where a softer ambience is needed
- Rugged with long life
- No heat filaments or electrodes to prematurely fail through vibration & hot to cold temperature variations
- Provides energy savings when lighting not required e.g. shop window after midnight
- Instant on/off to illuminate exhibit items when people detected
- Combination of neutral CCT and high CRI provide a clear discerning quality of light
- Provides a warm white light colour where needed
- Will not fade or damage sensitive display materials
- Ideal where displays are kept at low temperature to avoid materials drying out

TRAM 25W & 35W LED DIMMABLE TRACK SPOT

Product Codes:	White:	Warm White	Neutral White	
	Black:	RTM3530-01 RTM3530-04	RTM2540-01 RTM2540-04	RTM3540-01 RTM3540-04
Comparable to:		50W metal halide	35W metal halide	50W metal halide
Total Power (W):		32.8	25.0	34.1
Total Light Output (lm):		2,820	2,240	3,060
Efficacy (lm / cctW):		86	90	90
Rated Life (hrs):		30,000	30,000	30,000
Warranty (yrs):		3	3	3
Illuminance at 1m (lux):		7,080	4,930	7,580
Beam Angle (deg):		38	38	38
CCT (K):		3,000	4,000	4,000
CRI (Ra):		80	80	80
Ingress Protection (IP):		20	20	20
Operating Temperature (°C):		-20 ≤ Ta ≤ +40	-20 ≤ Ta ≤ +40	-20 ≤ Ta ≤ +40
Power Factor (PF):		0.95	0.95	0.95
Horizontal plane rotation (Deg):		350	350	350
Vertical plane rotation (Deg):		210	210	210
Height (mm):		186	186	190
Length (mm):		146	146	161
Width (mm):		90	90	105
Box Qty:		1	1	1
Weight (kg):		0.79	0.79	0.79



Accessories:

- R1T-XX 1M TRACK, 16A
- R2T-XX 2M TRACK, 16A
- R3T-XX 3M TRACK, 16A
- RC-XX TRACK COUPLER
- RL-XX TRACK L JOINER
- RT-XX TRACK T JOINER
- RLE-XX TRACK LIVE END

Note: Replace XX above by 01 for white or 04 for black

Standards & Approvals:

Complies with: EN 55015, EN 61000-3-2, EN 61000-3-3, EN 61547, EN 60598-1, EN 60598-2-1, EN 62031, EN 62493

Cone Illuminance Diagram:

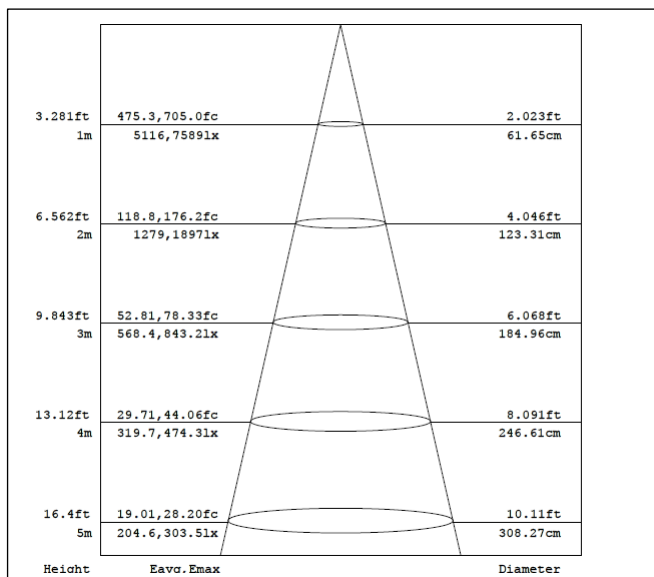
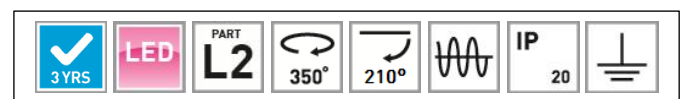


Diagram for RTM3540-xx in 4,000K. Other diagrams available on request



Polar Intensity Diagram:

